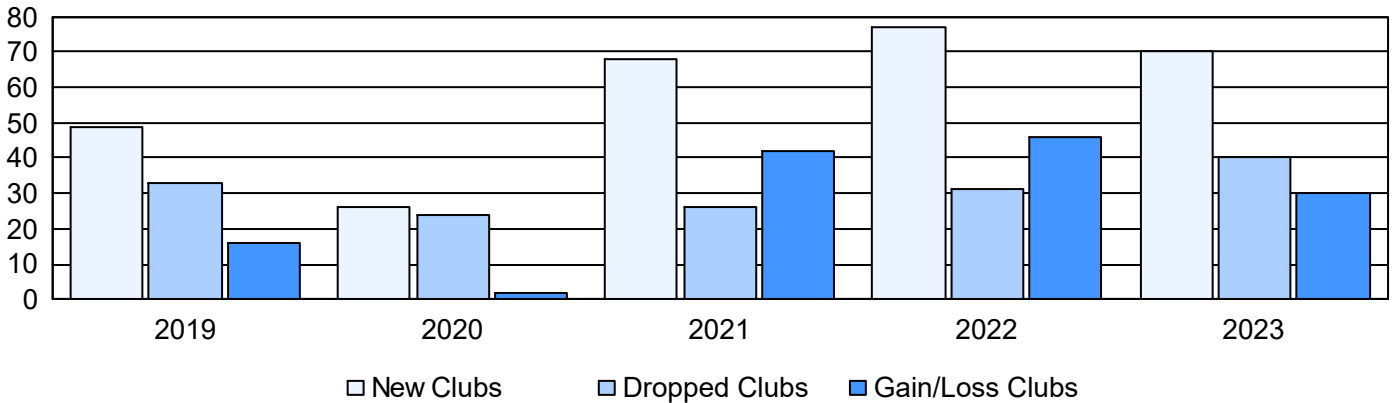
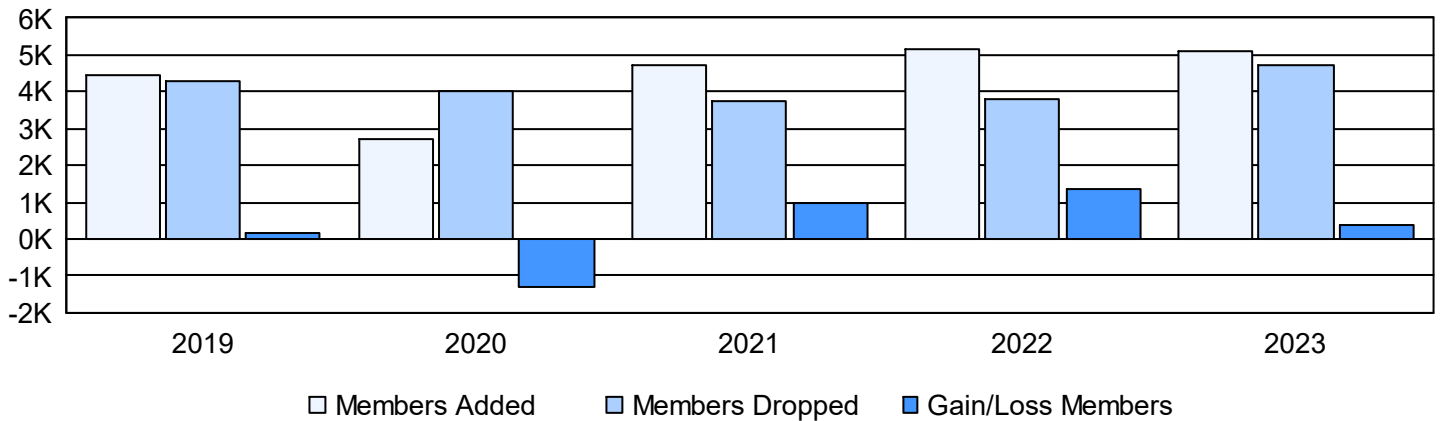


| Year | New Clubs | Dropped Clubs | Gain/ Loss Clubs | New Members | Charter Members | Reinstate Members | Transfer Members | Total Member Added | Total Members Dropped | Gain/ Loss Members |
|----------------|-----------|---------------|------------------|--------------|-----------------|-------------------|------------------|--------------------|-----------------------|--------------------|
| 2018-2019 | 49 | 33 | 16 | 2,518 | 1,465 | 430 | 13 | 4,426 | 4,283 | 143 |
| 2019-2020 | 26 | 24 | 2 | 1,638 | 820 | 245 | 25 | 2,728 | 4,019 | -1,291 |
| 2020-2021 | 68 | 26 | 42 | 2,470 | 1,896 | 287 | 48 | 4,701 | 3,720 | 981 |
| 2021-2022 | 77 | 31 | 46 | 2,647 | 2,165 | 303 | 30 | 5,145 | 3,781 | 1,364 |
| 2022-2023 | 70 | 40 | 30 | 2,757 | 2,020 | 275 | 49 | 5,101 | 4,705 | 396 |
| Average | 58 | 31 | 27 | 2,406 | 1,673 | 308 | 33 | 4,420 | 4,102 | 319 |

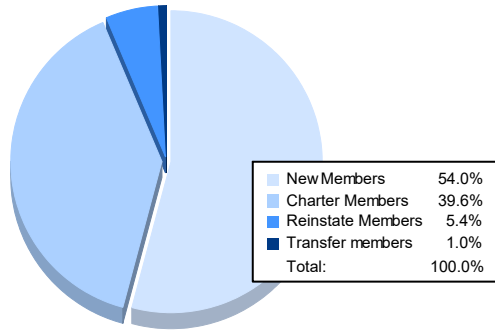
Clubs



Members



Membership Composition June 2023 Cumulative



Gender Composition June 2023 Cumulative

